

Mrs. Hallahan

2020-2021

WEST DEPTFORD HIGH SCHOOL

dhallahan@wdeptford.k12.nj.us

Graphic Design



“Every artist was first an amateur” Ralph Waldo Emerson

COURSE DESCRIPTION

This course will teach you the fundamental principles of graphic design: imagemaking, typography, composition, working with color and shape along with the foundational skills that are common in all areas of graphic design practice.

During distance learning and hybrid learning models, we will utilize the browser based program [Photopea.com](https://photopea.com). We will shift to Adobe Photoshop and Illustrator if we return to our normal in building schedule.




GRADES


Major Projects



Quizzes/Minor Projects

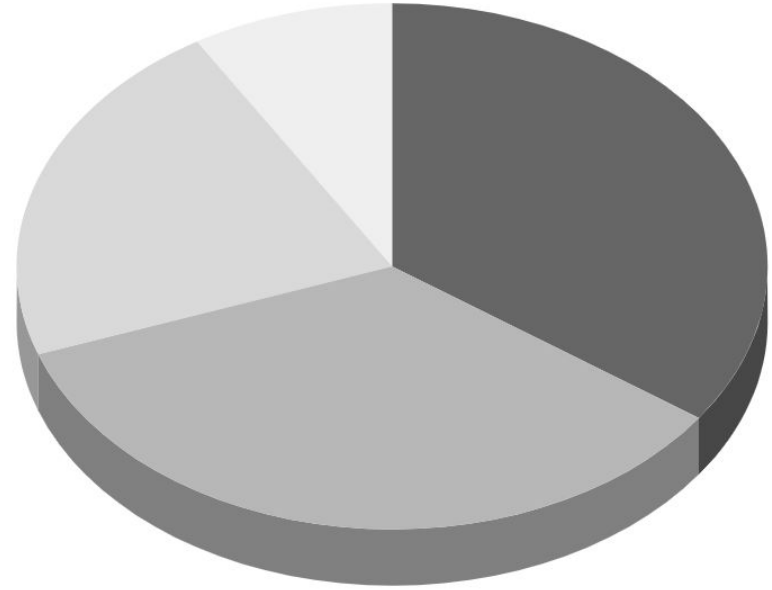



Participation



Classwork

Warm Ups, Closure, Journal Entries



**Assignments will be graded using "total points"
most assignments will be out of:**

- Projects: 100 points
- Quizzes/Minor Projects: 40 points
- Classwork: 5 points a day (25 points a week)
- Participation is one grade a quarter: 5 points a day
 - Quarter 1: 215 points
 - Quarter 2: 200 points

*points can be adjusted at any time according to length of project.

Participation Grade

Everyone starts off each quarter with a 100! (by points, not percentage) Read below to see how this grade can be lowered.

Loss of points:

- Late to class
- Early departure of class
- Leaving your monitor
- Distracted from activity
- Distraction to class

Documentation:

Each day you lose points, it will be documented in the comment section of the participation grade. The date and incidence will be listed.



Score

65

7	8	9	
4	5	6	Codes
1	2	3	Enter
0	.		

!	✓	⌂	↕
Missing	Collected	Late	Fill
⊖	/	⚙	↔
Incomplete	Exempt	Absent	Fill

11-12
Music too loud (disruption)
11-13
Cell phone use
Loud Music
Out of seat before the bell (asking for phone)
11-14
Out of seat before the bell

Virtual Learning Procedures

Start of Class

You must be on time!

Late to our virtual class will result in loss of 5 participation points starting the week of September 14, 2020

Your camera MUST remain on.

Have your art kit supplies ready to go.

You must be seated at a table that you can draw at.

Studio Time

Follow instructions

Time Management

Work Hard

***You MUST be on your school issued chromebook so I can utilize GoGuardian. I need to see your screen while you are working**

End of class

We will be posting all of our work to Padlet.com

Stay in our virtual call until I end the meeting.

***Optional
Download Google Slides and Padlet to your smart phone to easily upload photos of your artwork in one step.**

Assignments

Assignments are expected to be turned in on the due date. I will not be accepting late work this school year.

What if I am absent?


Late work will only be accepted if a student was absent. The work will need to be turned in by the END of the next school day (or appropriate amount of days according to absence.) You are not allowed to work on late assignments in class once we start a new assignment. They must be completed outside of class time.

TURNING IN ASSIGNMENTS

We will be using Google Classroom and Padlet. Google classroom will house your digital portfolio and individual assignments. Padlet will be for "in-progress" photographs that we complete each day. *It is much easier to download the Google Slides and Padlet app onto your smart phone so you can insert a photograph into the correct location in one step. Otherwise, you'd have to photograph the work, email it to yourself and upload to the correct location. We will NOT use the chromebook to photograph work.



Padlet!



CELL PHONE POLICY

Absolutely NO cell phones.

If I see your cell phone:

1st Offense:

You will lose points for the day and it will be documented in the gradebook under the participation grade. An email will be sent home.

2nd Offense:

A student write up will be filed.



Class Website

Google Classroom codes can be found at the bottom of the home screen. Please make sure you join the correct period!

artwithmrshallahan.weebly.com



You DO NOT need a QR Code Reader!

Open your phone's camera, and place the code in the camera's viewfinder. This will give you a prompt to open the website! Click the prompt and the website will open.